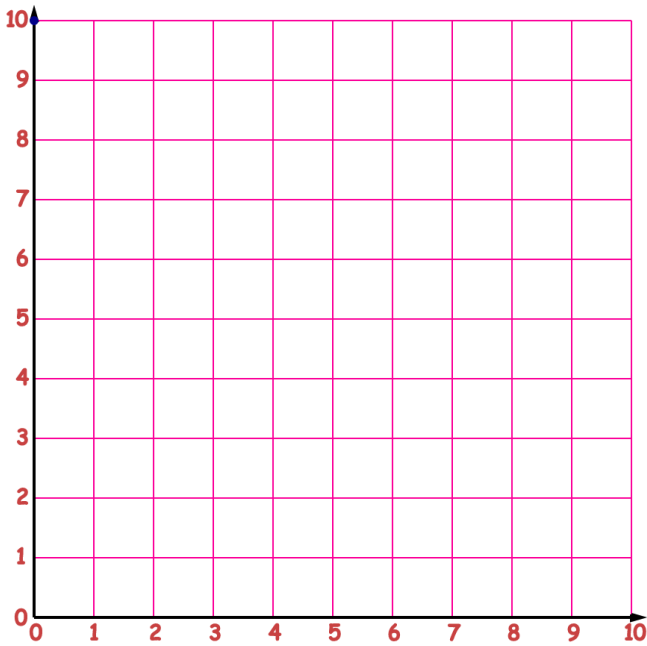
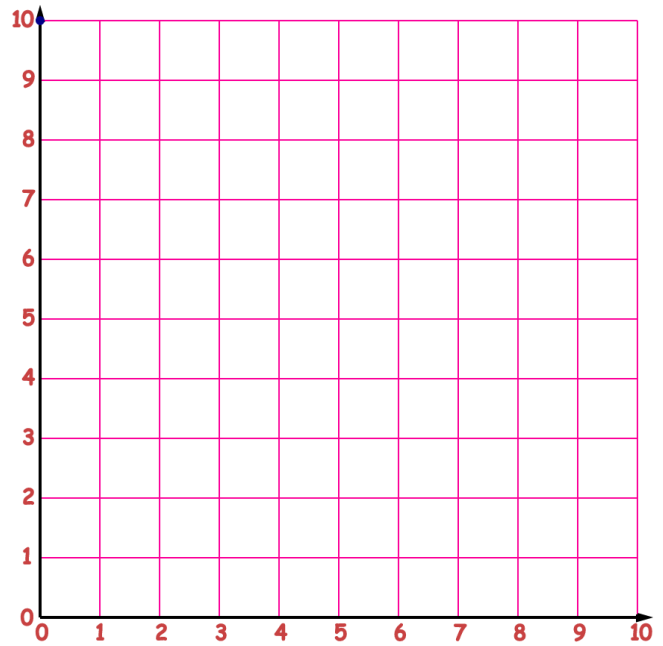


Name: \_\_\_\_\_ Period: \_\_\_\_\_ Date: \_\_\_\_\_

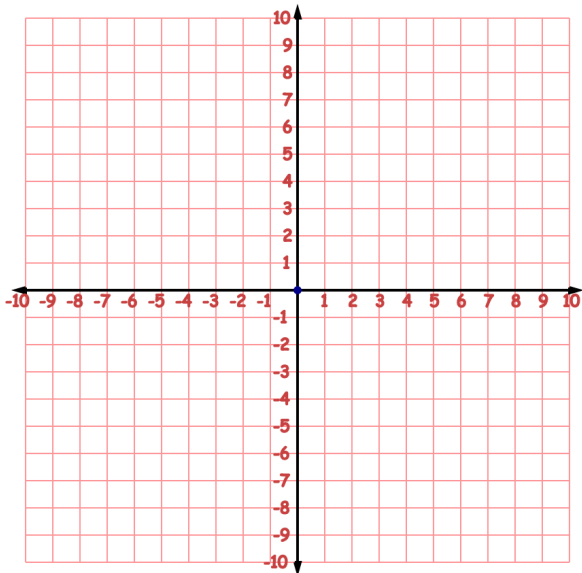
Drop a ruler on a grid and draw the line. Estimate Slope(M) and Y-Intercept(B)  
Write the equation of the lines in  $y=Mx+B$  format.



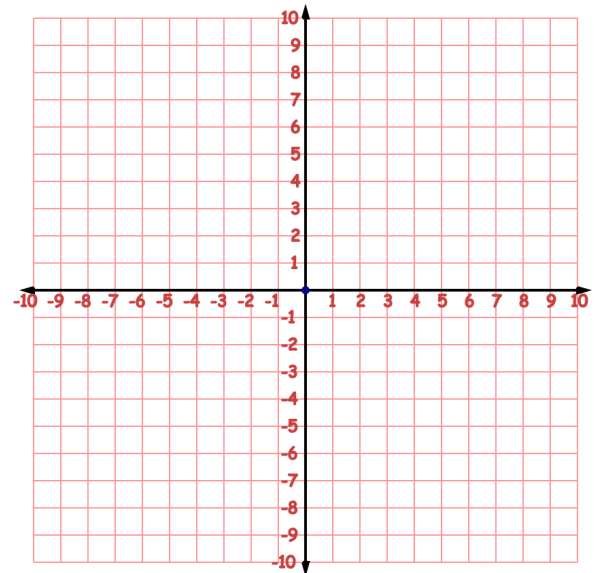
Slope= \_\_\_\_\_ Y-Intercept= \_\_\_\_\_  
Equation = \_\_\_\_\_



Slope= \_\_\_\_\_ Y-Intercept= \_\_\_\_\_  
Equation = \_\_\_\_\_



Slope= \_\_\_\_\_ Y-Intercept= \_\_\_\_\_  
Equation = \_\_\_\_\_



Slope= \_\_\_\_\_ Y-Intercept= \_\_\_\_\_  
Equation = \_\_\_\_\_